

RADIOLOGY ORDER FORM

Please fill out form completely and include chart notes

UW Medicine

SCHEDULING PHONE: 206-598-7200 SCHEDULING FAX: 206-597-4004

UNIVERSITY OF WASHINGTON
MEDICAL CENTER

RAD CONSULT LINE: 206-598-0101 UW RADIOLOGY RECORDS: Tel: 206-598-6206 Fax: 206-598-7690
NW RADIOLOGY RECORDS: Tel: 206-668-1748 Fax: 206-688-1398

UW Medical Center - Montlake
1959 NE Pacific Street, Seattle, WA 98195

UW Medicine Roosevelt Clinic
4245 Roosevelt Way NE, Seattle, WA 98105

UW Medicine Eastside Specialty Center
3100 Northup Way, Bellevue, WA 98004

UW Medical Center - Northwest
1550 N 115th St, Seattle, WA 98133

Northwest Outpatient Medical Center
10330 Meridian Ave N, Seattle, WA 98133

First Available Appointment (ANY LOCATION)
 Routine Urgent STAT

Last Name: _____ First Name: _____ Date of Birth: _____
Daytime phone: _____ Evening phone: _____ Gender: M F Weight: _____
Insurance Carrier: _____ RQI/Authorization #: _____ CPT Code(s) Authorized #: _____
Insurance ID#: _____ Interpreter/Language: _____
 Auto Workers' Comp Date of Injury: _____ Claim # _____

EXAM INFORMATION

HISTORY/REASON FOR EXAM: _____ **EXACT AREA OF INTEREST:** _____

QUESTIONS TO BE ANSWERED BY IMAGING: _____

ICD-10: _____

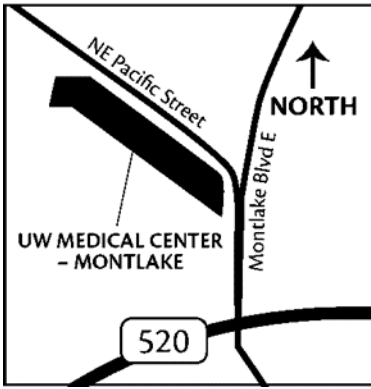
<input type="checkbox"/> MRI <i>Contrast as clinically indicated, or <input type="checkbox"/> No Contrast</i>	<input type="checkbox"/> CT <i>Contrast as clinically indicated, or <input type="checkbox"/> No Contrast</i>	<input type="checkbox"/> ULTRASOUND
<input type="checkbox"/> MAMMOGRAPHY <input type="checkbox"/> TOMOSYNTHESIS	<input type="checkbox"/> DEXA	<input type="checkbox"/> FLUOROSCOPY
<input type="checkbox"/> PET/CT	<input type="checkbox"/> NUCLEAR MEDICINE	<input type="checkbox"/> INTERVENTIONAL RADIOLOGY
<input type="checkbox"/> X-RAY <i>(Walk-In Only)</i> <input type="checkbox"/> TOMOSYNTHESIS	NOTES: <i>(Please indicate if exam is considered "clinically urgent")</i>	

Prior Related Imaging Type: _____ Facility: _____ Date: _____

Reporting Routine call report # _____ Patient to return with CD
 STAT call report # _____ Other: _____

Provider Signature (required) _____ **Provider Name (please print)** _____ **Phone** _____ **Date** _____ **Time** _____
(Provider signature required. Do not use rubber stamp)

Provider NPI #: _____ **Clinic Location:** _____
(If first time referral)



UW Medical Center - Montlake
1959 NE Pacific Street, 2nd Floor
Seattle, WA 98195

- MRI
- CT
- ULTRASOUND
- NUCLEAR MEDICINE
- PET/CT
- SPECT/CT
- X-RAY
- INTERVENTIONAL RADIOLOGY

DIRECTIONS TO UWMC-MONTLAKE – VALET PARKING AVAILABLE

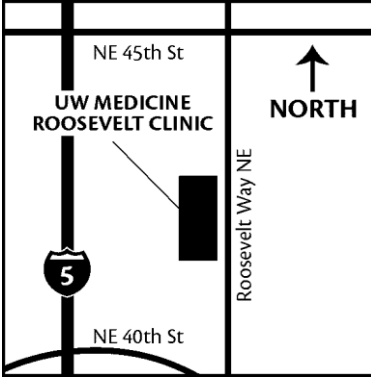
FROM INTERSTATE 5:

Take Exit No. 168B (Bellevue /Kirkland) onto State Route 520. Take the first exit off SR 520 to Montlake Boulevard. Turn left onto Montlake Boulevard and continue north across the Montlake Bridge. At the traffic light ahead, two lanes will turn left onto N.E. Pacific Street. You'll want to be in the right of those two left-turn lanes. From N.E. Pacific Street, turn right at the second "Patient Parking" directional sign onto N.E. Pacific Place, then immediately turn right into the Triangle Parking Garage, connected to the medical center via a pedestrian tunnel. Or, you can access the Surgery Pavilion Garage by turning left at stop sign just past the Emergency Department entrance.

FROM THE EAST VIA STATE ROUTE 520 WESTBOUND:

Exit at Montlake Boulevard and continue north across the Montlake Bridge. At the traffic light ahead, two lanes will turn left onto N.E. Pacific Street. You'll want to be in the right of those two left-turn lanes. From N.E. Pacific Street, turn right at the second "Patient Parking" directional sign onto N.E. Pacific Place, then immediately turn right into the Triangle Parking Garage, connected to the medical center via a pedestrian tunnel. Or you can access the Surgery Pavilion Garage by turning left at stop sign just past the Emergency Department entrance.

After you park, enter UWMC on the 3rd floor. Take the Pacific elevators to Radiology on the 2nd floor.



UW Medical Center – Roosevelt
4245 Roosevelt Way NE, 2nd Floor,
Seattle, WA 98105

- MRI
- CT
- ULTRASOUND
- MAMMOGRAPHY
- DEXA
- FLUOROSCOPY
- X-RAY

DIRECTIONS TO UW MEDICINE ROOSEVELT - PARKING IS FREE WITH VALIDATION

FROM INTERSTATE 5:

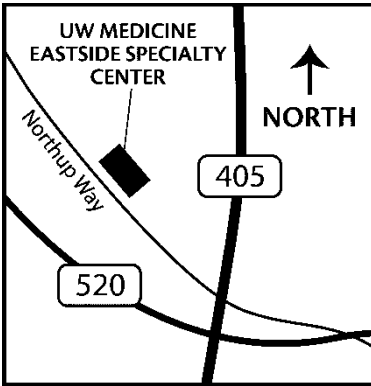
Exit at Northeast 45th Street and head east. If traveling I-5 northbound, turn right at the exit ramp onto 45th. If traveling on I-5 southbound, turn left onto 45th. From the freeway, travel four blocks and turn right onto Roosevelt Way, a one-way street. Continue two blocks. The building is on the right.

FROM INTERSTATE 405:

Take exit 14 (State Route 520), heading west to Seattle across the Lake Washington bridge. Merge onto Interstate 5 northbound and exit at Northeast 45th Street. Turn right at the exit ramp onto Northeast 45th and travel four blocks. Turn right again, onto Roosevelt Way. The building will be on your right side, about two blocks down.

Free shuttle service is available between UWMC Montlake and the Roosevelt Clinic.

After you park, take the elevator to the 2nd floor and check in with Radiology.



UW Medicine Eastside Specialty Center
3100 Northrup Way,
Bellevue, WA 98004

- MRI
- CT
- ULTRASOUND
- MAMMOGRAPHY
- DEXA
- X-RAY

DIRECTIONS TO EASTSIDE SPECIALTY CENTER – PARKING IS FREE

TRAVELING NORTH OR SOUTH ON I-405:

Take the Highway 520 exit toward Seattle (exit 14). Take the 108th Avenue NE exit. Take the first right onto Northrup Way. The clinic is located on your left in about one-half mile. Look for the UW Medicine sign.

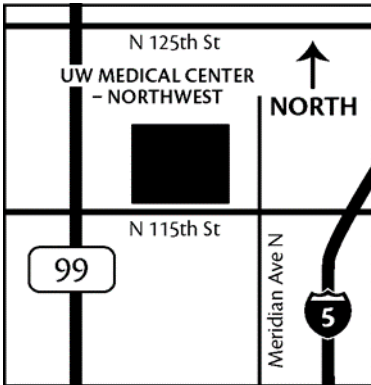
FROM DOWNTOWN BELLEVUE:

Drive north on Bellevue Way NE. Turn right onto Northrup Way. The clinic is located on your left in about one-half mile. Look for the UW Medicine sign.

FROM SEATTLE:

Take WA-520 east and take the Lake Washington Blvd NE exit. Turn left onto Lake Washington Blvd NE. Take a slight right onto Northrup Way. The clinic is located on your left in about one-half mile. Look for the UW Medicine sign.

After you park, enter the building on the 1st floor. Check in at general reception.



UW Medical Center - Northwest
1550 N 115th St, 2nd Floor,
Seattle, WA 98133

- MRI
- CT
- ULTRASOUND
- MAMMOGRAPHY
- NUCLEAR MEDICINE
- INTERVENTIONAL RADIOLOGY
- X-RAY

DIRECTIONS TO UW MEDICAL CENTER – NORTHWEST

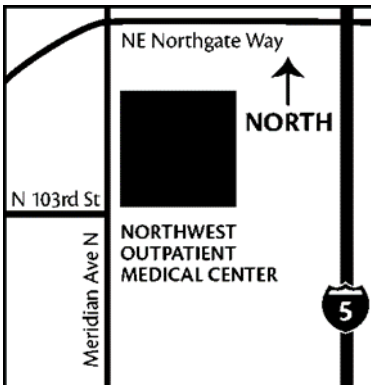
FROM INTERSTATE 5:

Take exit 173. Turn west on Northgate Way. At Meridian Avenue North, turn right (north). Take the first left onto 115th Street. The main hospital entrance is on the right – note the North Entrance is inside campus.

The North Entrance is open every day from 8 a.m. – 8 p.m. If you need to enter the hospital after regular hours, please use the emergency room entrance.

Parking rates are free for the first 30 minutes, after which charges accrue.

Once onsite at NWH, proceed to the Main Hospital (5 story tower inside the main entrance off N 115th). Once inside, take the elevators to the 2nd floor.



Northwest Outpatient Medical Center
10330 Meridian Ave N, Suite 130,
Seattle, WA 98133

- X-RAY
- DEXA
- ULTRASOUND
- CT (Coming Soon)

DIRECTIONS TO NORTHWEST OUTPATIENT MEDICAL CENTER

FROM INTERSTATE 5:

Take exit 173. Turn West on Northgate Way. At Meridian Avenue North, turn left (south). The entrance will be on your left. The building's main entrance is in the lower parking lot, closest to the freeway.

Parking rates are free for the first 30 minutes, after which charges accrue.

Once onsite at OPMC, proceed to Suite 130 on the 1st floor located left of the elevators and down the hallway.